



BE EMPOWERED - DESIGN YOUR FUTURE

Thriving people, places & planet

Reimagine our future together

There are two ways to participate:

1. **Solve a social issue.** Identify a problem that is close to your heart and present in your personal environment. Implement the change you'd like to see.
2. **Create a social enterprise.** Become self-aware and turn your passion into action. This may be creating a product, or providing a service that will solve a real-world problem.



Here are the steps to DO IT..

Register now!

REGISTRATION AND SUBMISSION GUIDELINES



PART 1: RECEIVE TRAINING

Design for Change is a personalised, competency-based framework to help our youth take real-world action.

Learn how best to support our young people take action:

- DEVELOP POTENTIAL
- DISCOVER PASSION
- DEFINE PURPOSE
- DESIGN FUTURE

Check AGENTICA's next 'I CAN' webinar, 'DfC' training session, or request a PL.



BE ENABLED - BE AWARE - BE INSPIRED - BE EMPOWERED - BE CREATIVE

PART 2: REGISTRATION

STEP 1. Visit our website - [Click link - here](#)

STEP 2. CLICK [SUBMIT YOUR STORY] button



DESIGN *for*
CHANGE

AUSTRALIA

PART 2: REGISTRATION

New users will need
to sign up

STEP 3. Login

STEP 4. Select AUSTRALIA, Select LANGUAGE

The screenshot shows the registration page for Design for Change Australia. A modal form is overlaid on the page, containing two dropdown menus: "Select Country" with "Australia" selected, and "Select Language" with "--Select--" selected. A "SUBMIT" button is at the bottom of the modal. In the background, the "LOGIN" section is circled in red, and a "SIGN UP" button is visible. The page header includes the "DESIGN for CHANGE AUSTRALIA" logo and a "Change Country" button. The main heading reads "REGISTER, UP YOUR STORY!".

DESIGN *for*
CHANGE

Change Country

REGISTER, UP YOUR STORY!

LOGIN

Username

Password

Forgotten your password?

SIGN IN

NEW USER?

SIGN UP

Select Country

Australia

Select Language

--Select--

SUBMIT

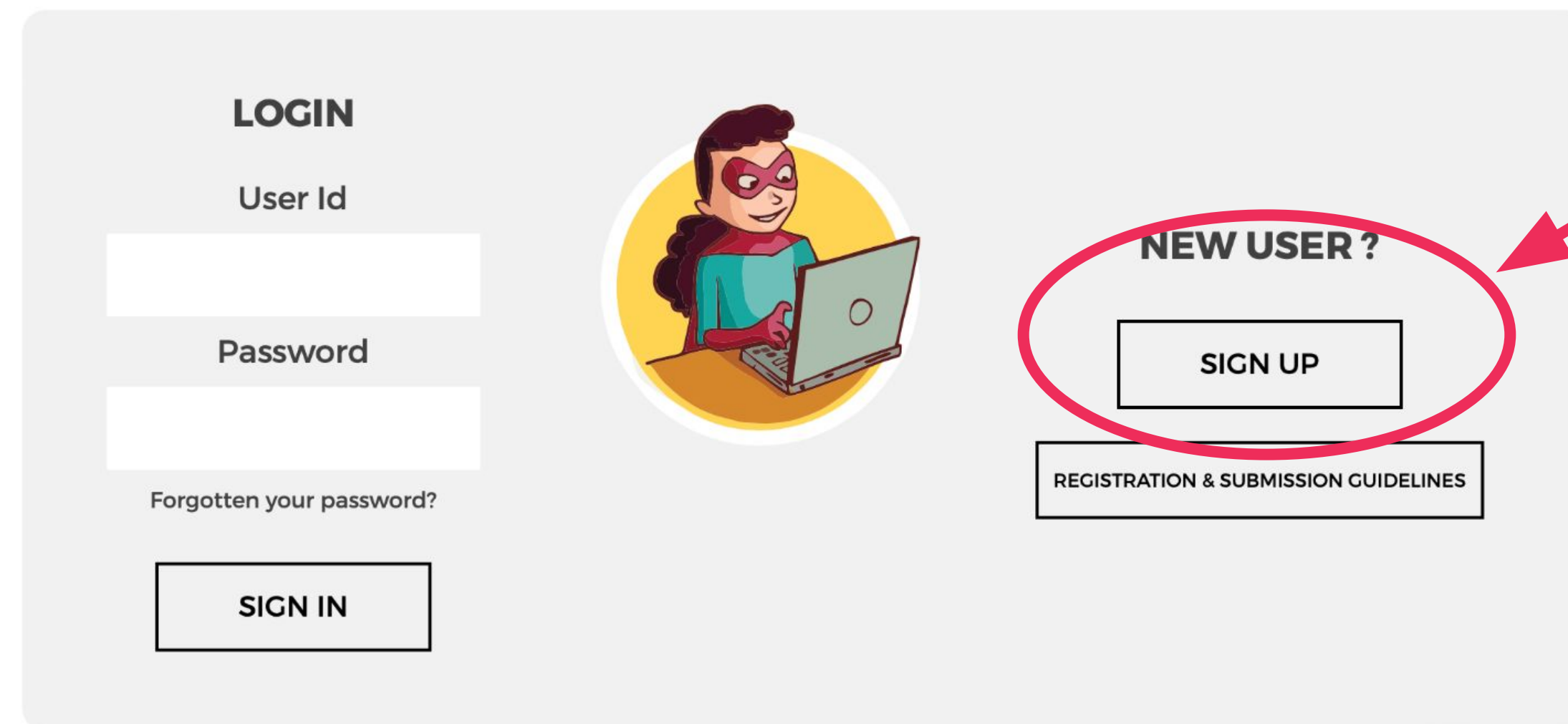
PART 2: REGISTRATION

New users please click

SIGN UP

to move to the next
step

REGISTER, UPLOAD & SUBMIT YOUR STORY!



The image shows a user registration and login interface. On the left, under the heading "LOGIN", there are two input fields labeled "User Id" and "Password", followed by a "SIGN IN" button and a link for "Forgotten your password?". In the center is a circular illustration of a woman with a red mask and blue top using a laptop. On the right, under the heading "NEW USER?", there is a "SIGN UP" button and a link for "REGISTRATION & SUBMISSION GUIDELINES". A red oval highlights the "SIGN UP" button, and a red arrow points to it from the right side of the screen.

PART 2: REGISTRATION

Provide your mobile number & email to enable us to contact you help you with any mentoring you need to execute your project of change

USER PROFILE

COUNTRY & LANGUAGE

Country*

Australia

State/Region/Province*

Language*

English

CONTACT PERSON

School/Organization Name*

First Name*

Last Name*

Mobile Number*

PART 2: REGISTRATION

Use your frequently used email as your USERNAME

Choose a password for yourself & remember to make a note of it



Last Name*

Mobile Number*

USER CREDENTIALS

Username (Your Email-id)*

Password*

Retype Password*

SIGN UP BACK



PART 2: REGISTRATION

That is it! You are done!

You will receive a confirmation. Check your email.



SIGN UP SUCCESSFUL

THANK YOU

FOR REGISTRATION

NEXT



CONNECT US [YouTube](#) [f](#) [Twitter](#) WRITE US [✉](#)

UNLEASHING THE **I CAN** SUPERPOWER

DESIGN *for*
CHANGE
AUSTRALIA




feel, imagine, do , share

Be empowered with the skills to design a more desirable and sustainable future - today!

PART 3:

Embark on your inquiry!

Need support, reachout to AGENTICA.



PART 4: SUBMIT

If you are ready with your documentation then share your project of change.

Log on to our website
<https://dfcworld.org/Home/home?cname=Australia>

STEP 1. Login on our website - [Click link - here](#)

STEP 2. CLICK [SUBMIT YOUR STORY] button



DESIGN *for*
CHANGE

AUSTRALIA



[Home](#)
[Start Story](#)
[Logout](#)

HOME

Name: sdsd ddsd

Email: sxaxa213123@gmail.com

Mobile: 2323446456456

+ START YOUR STORY

CONNECT WITH US    WRITE TO US 

UNLEASHING THE *I CAN* SUPERPOWER

PART 4: SUBMIT

NEW STORY

COUNTRY & LANGUAGE

Country

Australia

Language *

English

YOUR STORY

Title of your story of change *

Category *

--Select--

Cause *

Describe in brief what your story is about*

PART 4: SUBMIT

Select AUSTRALIA in the drop down & select your language in the drop down menu

You need

- Title
- Identify best fit Category
- Cause
- Brief description of project
- Project start date

PART 4: SUBMIT

Think how best your story can be shared
- photo or video story

Please fill in mentor/
teacher and address
details so we can make
contact.

SUBMISSION FORMAT

Video Story Photo Story

MENTOR/TEACHER

School/Organization Name *

123@sdfdsdf.wa.edu.au

Name of Mentor / Teacher *

sdsd dadsd

Teacher's Mobile Number *

2323446456456

Teacher's Email ID *

sxaxa213123@gmail.com

ADDRESS INFORMATION *

Address *

State *

WA

City *

DESIGN *for*
CHANGE

AUSTRALIA

PART 4: SUBMIT

Please identify your
teams age group.

City *



Zip/Pin Code *

Is your school located in a

City Town Village

AGE GROUP

AGE

SUBMIT

DESIGN *for* CHANGE

AUSTRALIA

PART 4: SUBMIT

Now is the details of your story ...

YOUR STORY

Title of your story of change *

School Ambassadors

Category *

- ✓ --Select--
- ENVIRONMENT
- SCHOOL
- SOCIAL
- EDUCATION
- HEALTH
- MISCELLANEOUS

When do you plan to begin implementing yo

Next Month

Cause *

- ✓ --Select--
- SCHOOL INFRASTRUCTURE
- INNOVATION & PRODUCT
- SPORTS
- OTHERS

When do you plan to begin implementing your project of change?

Next Month

When do you plan to begin implementing your project of change?

- ✓ Next Month
- In 15 Days
- In 10 Days
- In 5 Days
- Complete

SUBMISSION FORMAT

Video Story Photo Story


DESIGN for CHANGE AUSTRALIA

PART 4: SUBMIT

Now you need to share the details of your project of change

Please do answer the questions pertaining the 4 DFC Steps:

feel, imagine, do, share



SUBMISSION FORM

School Ambassadors

Please answer the following questions to complete your submission.



1. List the challenges or problems in your surroundings (school, neighbourhood etc.) that bothered you.*

2. State the problem chosen to work and why.*

3. Who were the people affected by the problem? What were their primary concerns?*

SAVE

Upload Photo 1

Upload Photo 2

Upload Photo 3

Upload Photo 4



1. List ALL the different solutions you came up with.*

DESIGN *for* CHANGE

AUSTRALIA

PART 4: SUBMIT

Now is the details of your story ...

Step 2 IMAGINE

1. List ALL the different solutions you came up with. *

2. Which solution from those listed above did you choose to implement and why? *

SAVE

Upload
Photo 1

Upload
Photo 2

Upload
Photo 3

Upload
Photo 4

Step 3 DO

1. Describe very briefly the process of implementing your solution(s). *

2. What was the result or impact of your project? *

3. A) How many people were impacted by your solution(s)? *

B) What did the impacted people have to say about your project? Provide 2 quotes or testimonials: *

DESIGN *for* CHANGE

AUSTRALIA

PART 4: SUBMIT

Now is the details of your story ...

Upload
Photo 1

Upload
Photo 2

Upload
Photo 3

Upload
Photo 4



1. Describe very briefly the process of implementing your solution(s). *

2. What was the result or impact of your project? *

3. A) How many people were impacted by your solution(s)? *

B) What did the impacted people have to say about your project? Provide 2 quotes or testimonials. *

4. What challenges did you encounter while implementing your project, and how did you overcome them? *

5. How long did it take to implement your solution? *

0-7 Days 7-15 Days 15-30 Days MORE THAN 30 DAYS

Which global goals does your story align with?

Please explain briefly why do you think so?



PART 4: SUBMIT

Before submitting,
preview your story.

then either hit submit or
edit.

Upload Photo 1 Upload Photo 2 Upload Photo 3 Upload Photo 4

Step 4
SHARE

1. How did you share your project with your school and community? Who did you share your project with? What was their response? *

2. Approximately how many people did you share your story of change with? *

0-10 10-20 20-50 More than 100

3. Briefly share your plan to sustain the impact of your project? *

SAVE

Upload Photo 1 Upload Photo 2 Upload Photo 3 Upload Photo 4

SAVE/PREVIEW YOUR STORY

Before submitting,
preview your story.

... then either hit
submit

SUBMIT YOUR STORY

or edit.

EDIT YOUR STORY



PART 4: SUBMIT

You did it!

You have shared your empowerment, demonstrated your skills to design a more desirable and sustainable future - today!

Well done!

STORY SUBMISSION SUCCESSFULL

CONGRATULATIONS!

PROJECT TITLE

STORY CODE:

BACK TO HOME